

ẽmalco®

ENAMELWARE

YOUR COMPANY NAME

ENAMEL PET BOWL 16 CM

All pictures and visualisations shown in this file are for illustration purpose only.
Actual product may slightly vary due to complicated enameling process.

SIDE A

scale 1:0.8


**YOUR
COMPANY
NAME**

**ENAMEL
COLORS**

INSIDE




white



SIDE B

scale 1:0.8



↓ SIDE B ↓


**YOUR
COMPANY
NAME**

**ENAMEL
COLORS**

INSIDE



white



↑ SIDE A ↑

↓ SIDE B ↓


**YOUR
COMPANY
NAME**

**ENAMEL
COLORS**

INSIDE



white



↑ SIDE A ↑

ARTWORK COLORS



white



white



white



white



white

SIDE A

ARTWORK

scale 1:1

SIDE B

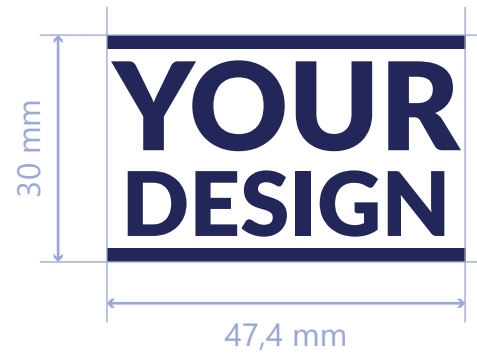
ARTWORK

scale 1:1

INSIDE

ARTWORK

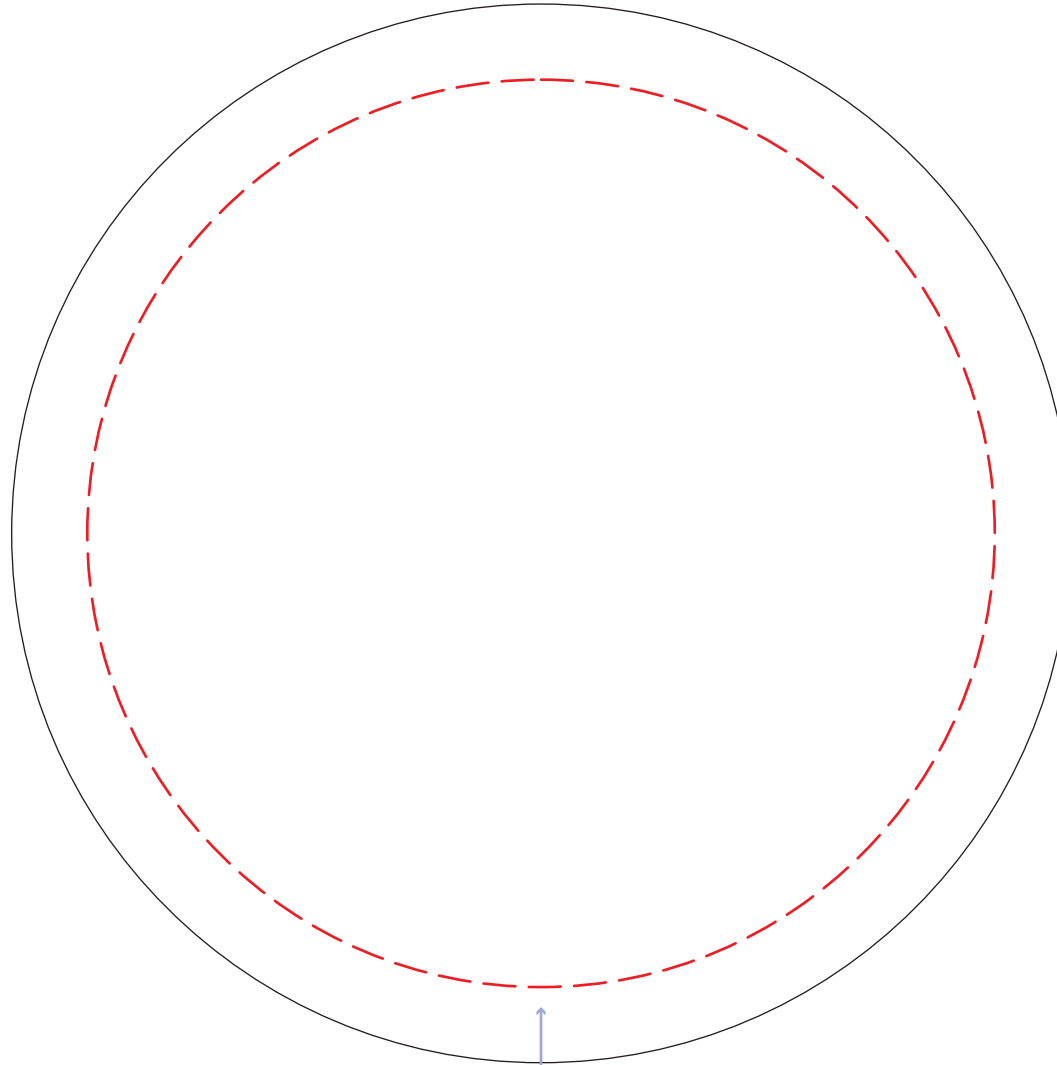
scale 1:1



INSIDE
ARTWORK

scale 1:1

Ø 120 mm | Ø 4.7 in



This is the printable area and it doesn't cover
the surface of the bowl completely

SIDE A ARTWORK

scale 1:1

280x33.5 mm | 11.0x1.3 in



design must be curved

side A artwork



This is the printable area and it doesn't cover
the surface of the bowl completely

SIDE B ARTWORK

scale 1:1

280x33.5 mm | 11.0x1.3 in



design must be curved

side A artwork



This is the printable area and it doesn't cover
the surface of the bowl completely