

émaalco[®]
ENAMELWARE

YOUR COMPANY NAME

ENAMEL QUICK OFFER MUG 8 CM - DIELINE

All pictures and visualisations shown in this file are for illustration purpose only.
Actual product may slightly vary due to complicated enameling process.



INSTRUCTION

1. The design should be prepared in Quick Offer Design Colors palette. Remember to use **max. 6 colors**.
2. Prepare graphics as **vectors** and typography as **curves**.
3. Fit your graphics in the "printable area".
4. Graphics **inside** the dish can be **only black and white**.
5. Avoid gradient and transparency.
6. The minimum detail size is **0,2 mm**, so all elements and free spaces must be at least **0,4 mm** thick.
7. The same color chosen for different parts of the dish might not be identical in the final product.

**YOUR
COMPANY
NAME**

**ENAMEL
COLORS**

OUTSIDE



INSIDE




RIM



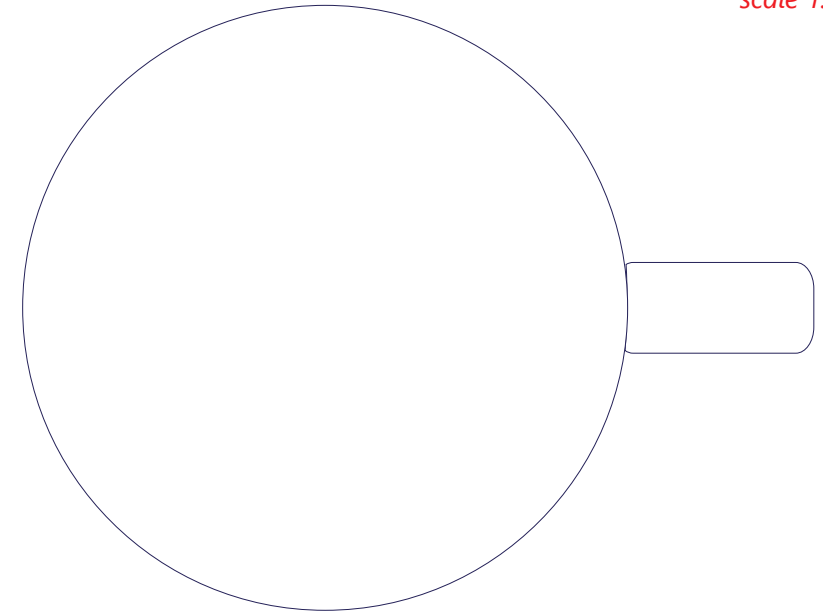
INSIDE

scale 1:1



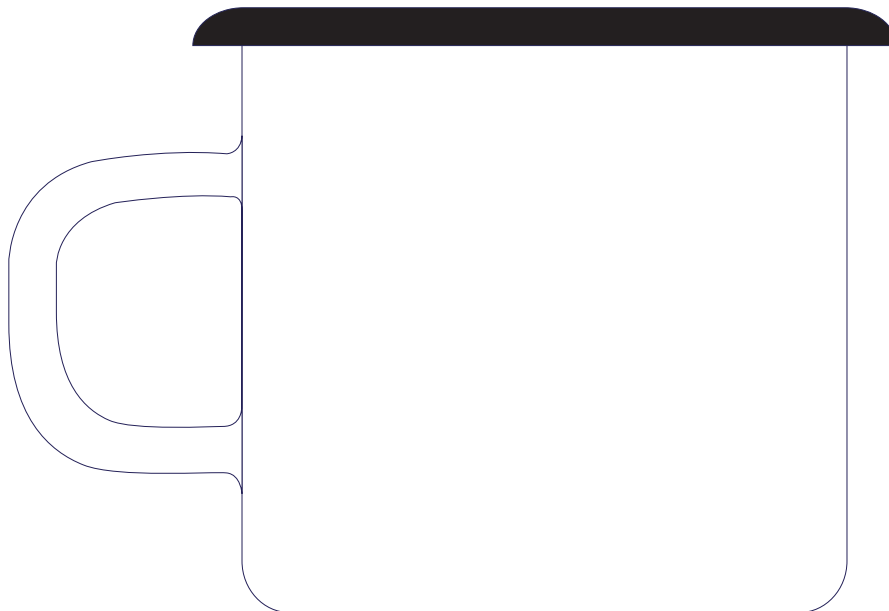
BOTTOM

scale 1:1



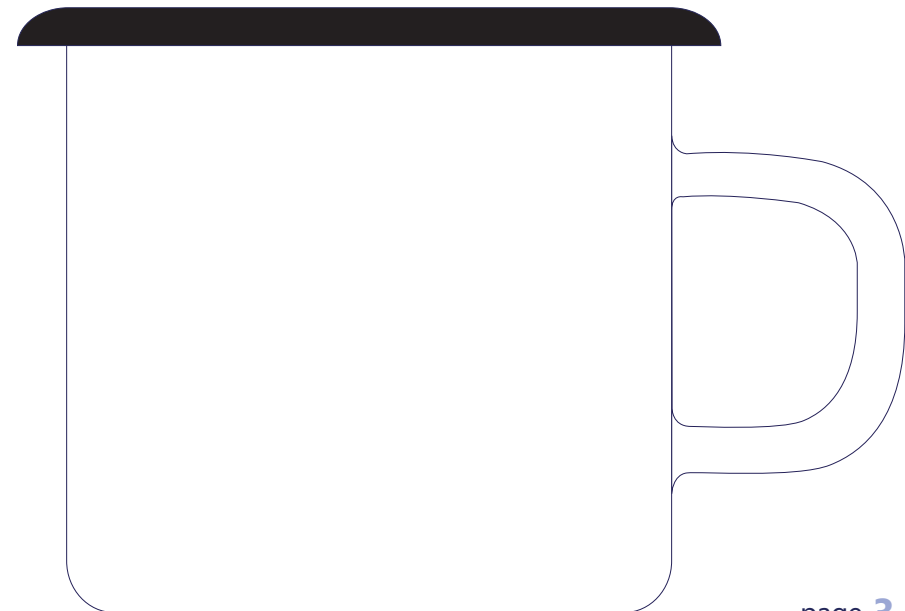
SIDE A

scale 1:1



SIDE B

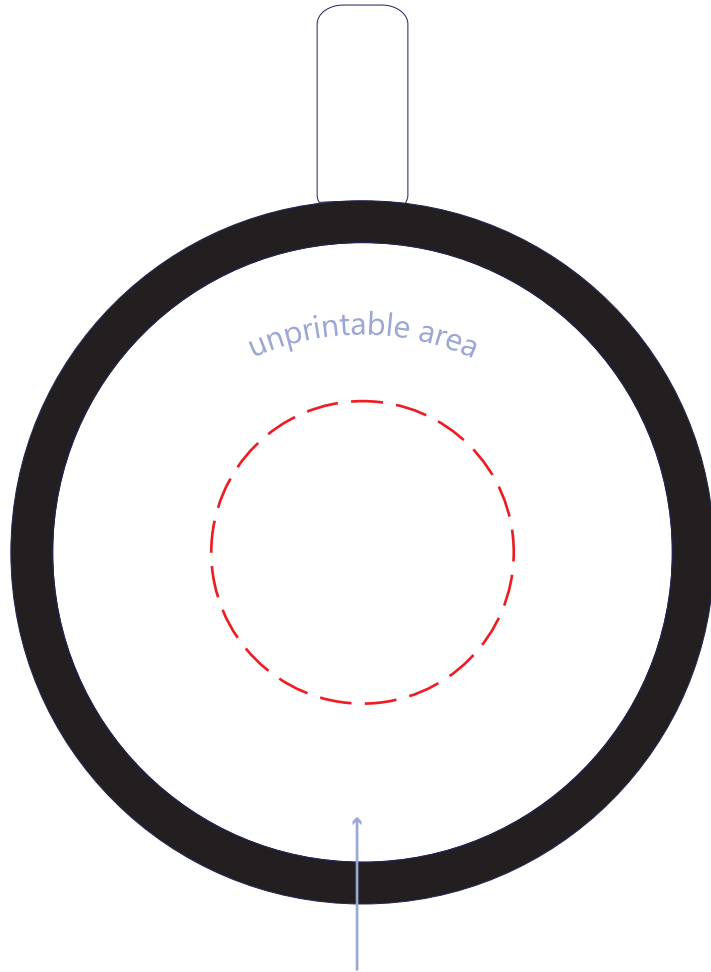
scale 1:1



**INSIDE
ARTWORK**

scale 1:1

Ø 40 mm | Ø 1.6 in

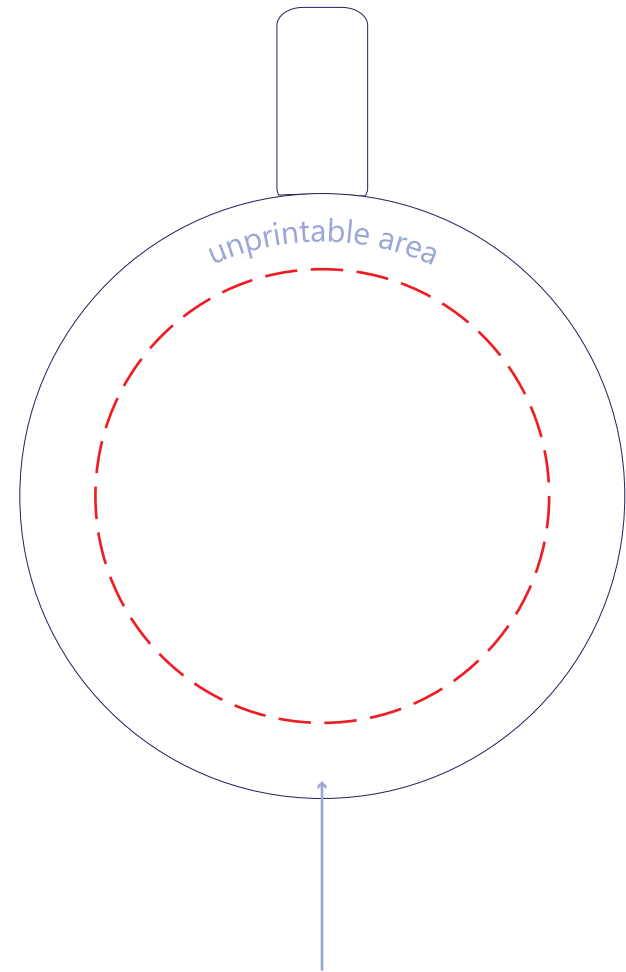


This is the printable area and it doesn't cover the surface of the mug completely

**BOTTOM
ARTWORK**

scale 1:1

Ø 60 mm | Ø 2.4 in



This is the printable area and it doesn't cover the surface of the mug completely

SIDE A

ARTWORK

scale 1:1

100x60 mm | 3.9x2.4 in

WRAP-AROUND

ARTWORK

scale 1:1

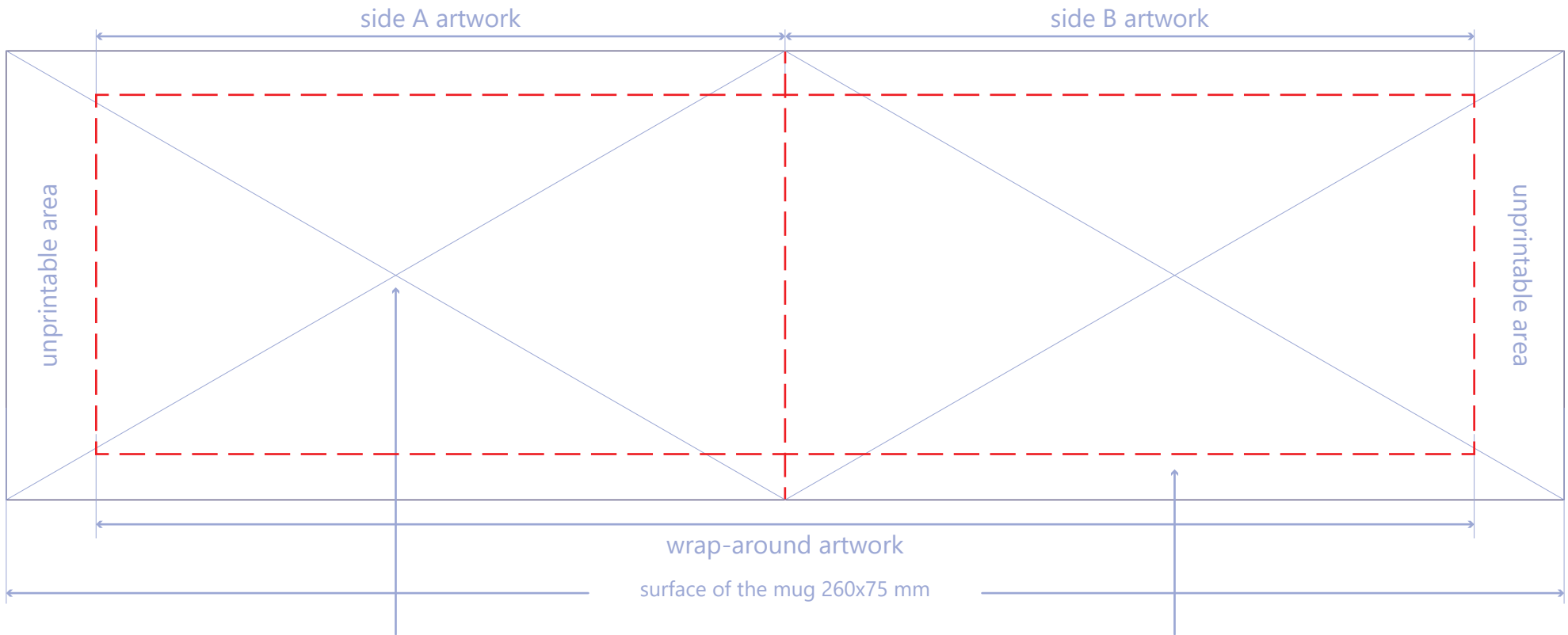
230x60 mm | 9x2.4 in

SIDE B

ARTWORK

scale 1:1

100x60 mm | 3.9x2.4 in



The center of each side of the mug is where the two lines cross

This is the printable area and it doesn't cover the surface of the mug completely



émalco[®]

ENAMELWARE

YOUR COMPANY NAME

ENAMEL MUG 8 CM