



YOUR COMPANY NAME
ENAMEL TUMBLER

- 9 CM -

www.emalco.com





CUSTOM GRAPHICS INSTRUCTION

1. The design should be prepared in Pantone Solid Coated Palette.
2. Prepare graphics as vectors and typography as curves.

3. Fit your graphics in the "printable area".
4. Graphics inside the dish can be only white and black.
5. The same color chosen for different parts of a dish might not be identical in the final outcome.

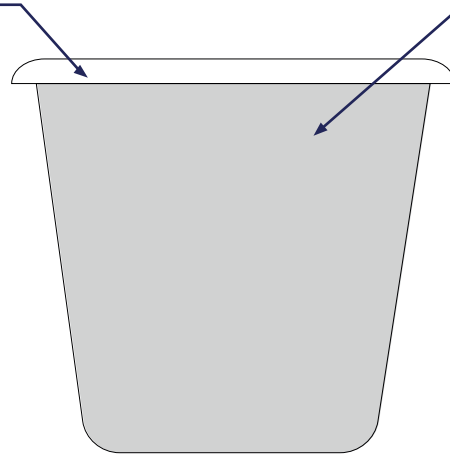
**YOUR
COMPANY
NAME**

INSTRUCTION
AND COLORS
SAMPLES

RIM

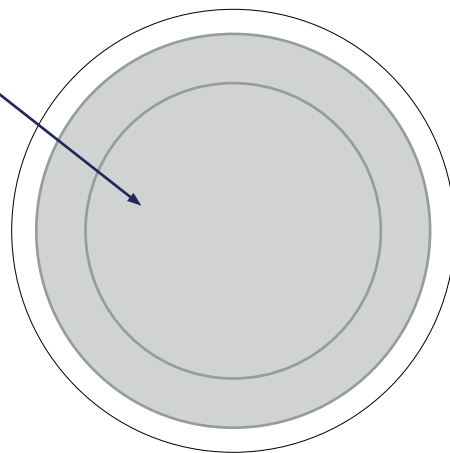


OUTSIDE



* Premium color for individual pricing. Might be more expensive than others.

INSIDE



The colors and Pantone symbols in our catalog are as close to the enamel colors as we could choose. However, please, keep in mind, that the final colour of product might vary from what you can see here. There may appear a slight difference between shades of enamel among one order.



**YOUR
COMPANY
NAME**

90 MM TUMBLER
DIELINE
scale 1:1

COLORS

OUTSIDE



white

INSIDE



pastel blue
PMS 278C

RIM



navy blue
PMS 2765C

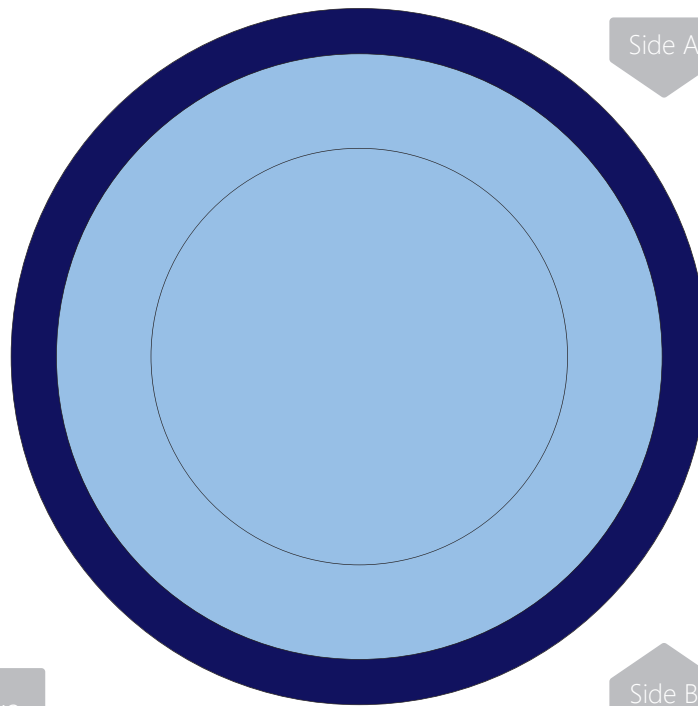
DIMENSIONS

height 90 mm 3,5 inch

diameter 80 mm 3,1 inch

capacity 350 ml 11,8 oz

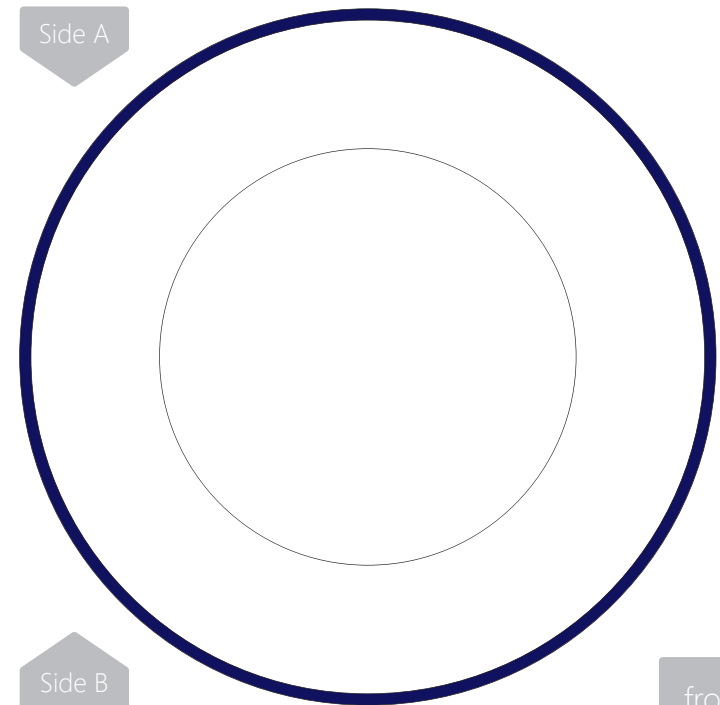
3/6



Side A

from above


Side B



Side A

Side B

from below



side A



side B



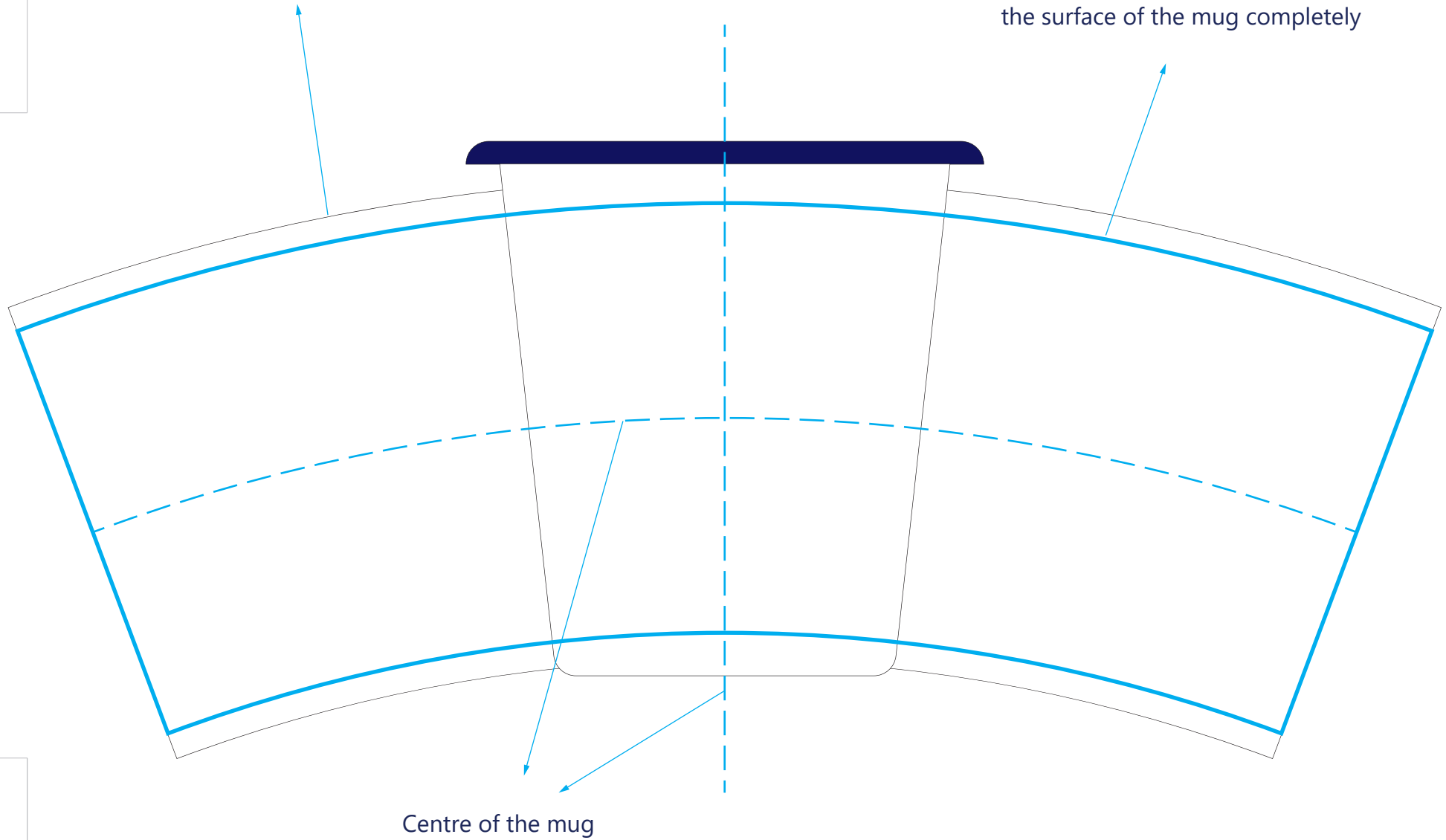
**YOUR
COMPANY
NAME**

DECOR
ALIGNMENT

scale 1:1

Whole surface of the mug

This is the printable area
and it doesn't cover
the surface of the mug completely





side A artwork

side B artwork

inside artwork

wrap-around artwork

bottom artwork

bottom artwork

**YOUR
COMPANY
NAME**

ARTWORK
DIMENSIONS
AND COLORS

scale 1:1

ART COLORS

56,3 mm

65 mm

60 mm

230 mm



Quality and tradition

www.emalco.com