



YOUR COMPANY NAME

ENAMEL MUG

- 6 CM -

www.emalco.com





CUSTOM GRAPHICS INSTRUCTION

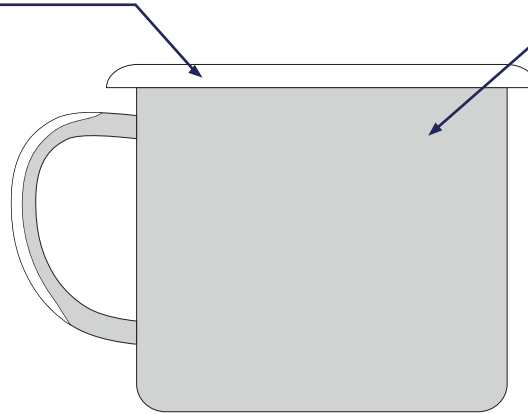
1. The design should be prepared in Pantone Solid Coated Palette.
2. Prepare graphics as vectors and typography as curves.

3. Fit your graphics in the "printable area".
4. Graphics inside the dish can be only white and black.
5. The same color chosen for different parts of a dish might not be identical in the final outcome.

YOUR COMPANY NAME

INSTRUCTION AND COLORS SAMPLES

RIM

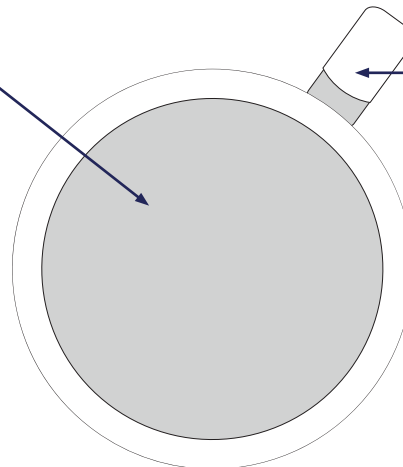


OUTSIDE



* Premium color for individual pricing. Might be more expensive than others.

INSIDE



HANDLE



The colors and Pantone symbols in our catalog are as close to the enamel colors as we could choose. However, please, keep in mind, that the final colour of product might vary from what you can see here. There may appear a slight difference between shades of enamel among one order.



**YOUR
COMPANY
NAME**

**6 CM MUG
DIELINE**

scale 1:1

COLORS

OUTSIDE



white

INSIDE



pastel blue
PMS 278C

RIM



navy blue
PMS 2765C

HANDLE ACCENT




navy blue
PMS 2765C

DIMENSIONS

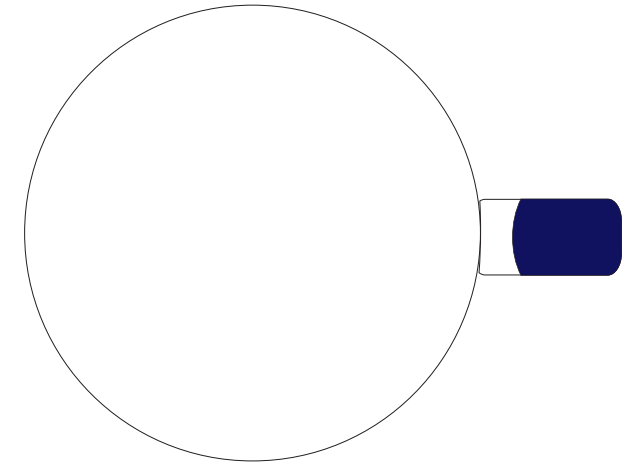
height 55 mm 2,2 inch

diameter 60 mm 2,4 inch

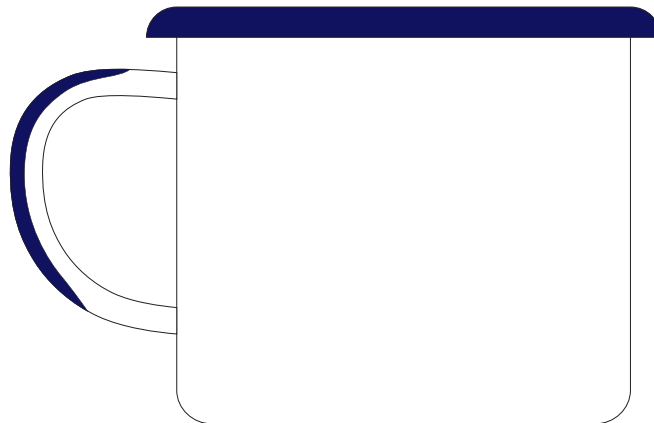
capacity 150 ml 5,1 oz



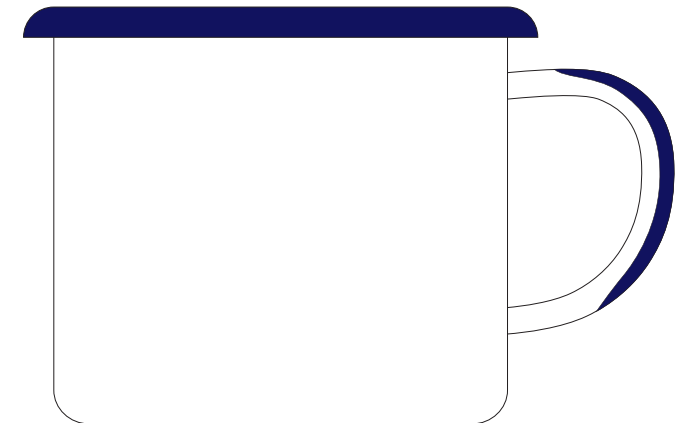
from above



from below



side A



side B



side A artwork

side B artwork

inside artwork

wrap-around artwork

bottom artwork

bottom artwork

**YOUR
COMPANY
NAME**

ARTWORK
DIMENSIONS
AND COLORS

scale 1:1

ART COLORS

56,3 mm

65 mm

60 mm

230 mm



**YOUR
COMPANY
NAME**

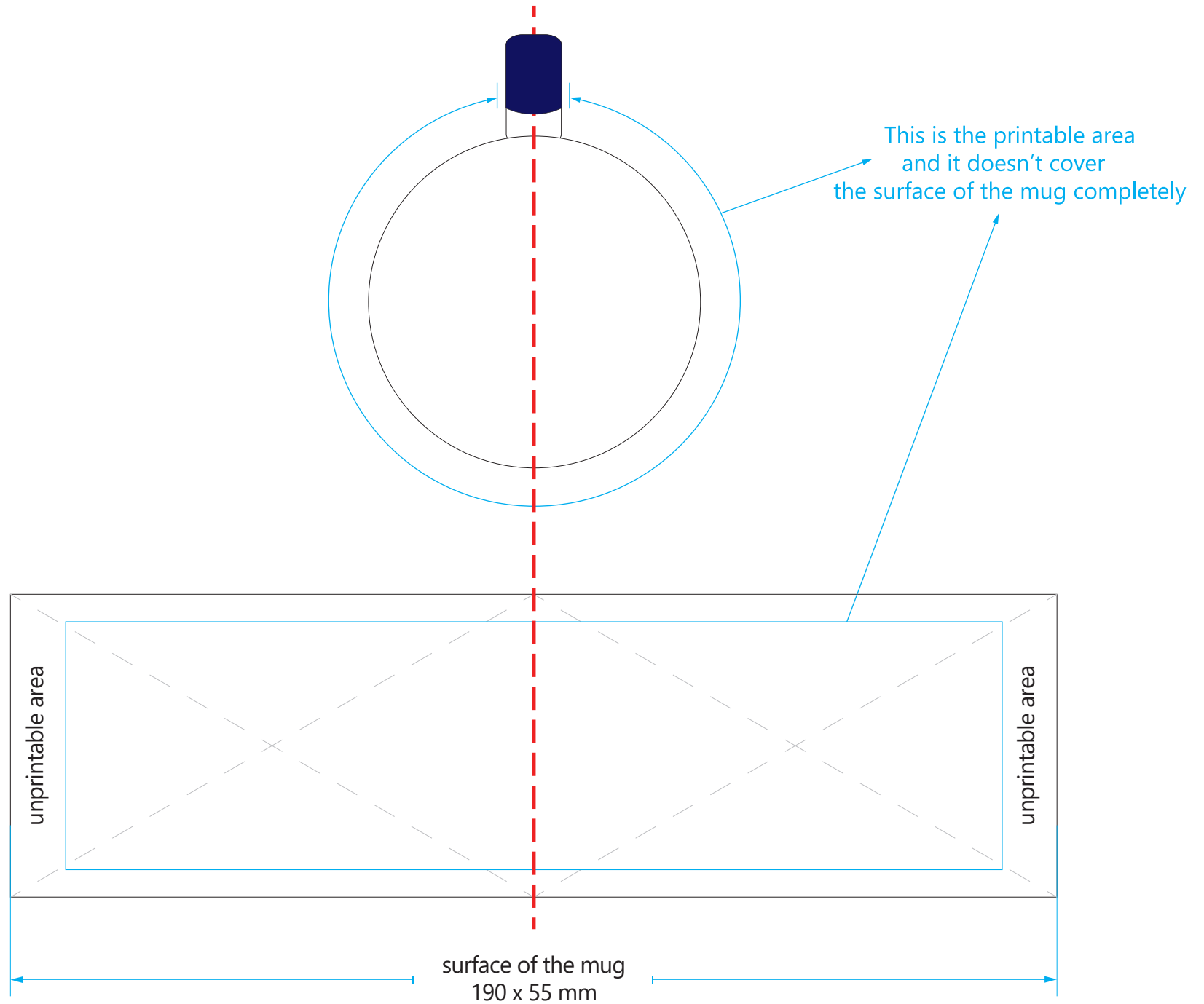
DECOR
ALIGNMENT

scale 1:1

PRINTABLE AREA

height 45 mm 1,8 inch

width 170 mm 6,7 inch





Quality and tradition

www.emalco.com