



**YOUR COMPANY NAME**

FLAT ENAMEL PLATE

- 24 CM -

[www.emalco.com](http://www.emalco.com)





# CUSTOM GRAPHICS INSTRUCTION

1. The design should be prepared in Pantone Solid Coated Palette.
2. Prepare graphics as vectors and typography as curves.

3. Fit your graphics in the "printable area".
4. Graphics inside the dish can be only white and black.
5. The same color chosen for different parts of a dish might not be identical in the final outcome.

YOUR COMPANY NAME

INSTRUCTION AND COLORS SAMPLES

## RIM

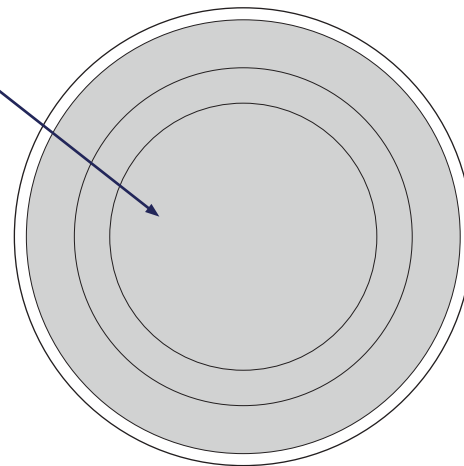


## OUTSIDE



\* Premium color for individual pricing. Might be more expensive than others.

## INSIDE



The colors and Pantone symbols in our catalog are as close to the enamel colors as we could choose. However, please, keep in mind, that the final colour of product might vary from what you can see here. There may appear a slight difference between shades of enamel among one order.



**YOUR  
COMPANY  
NAME**

24 CM  
FLAT PLATE  
DIELINE

*scale 1:0,7 (70%)*

## COLORS

OUTSIDE



**white**

INSIDE



**pastel blue**  
PMS 278C

RIM



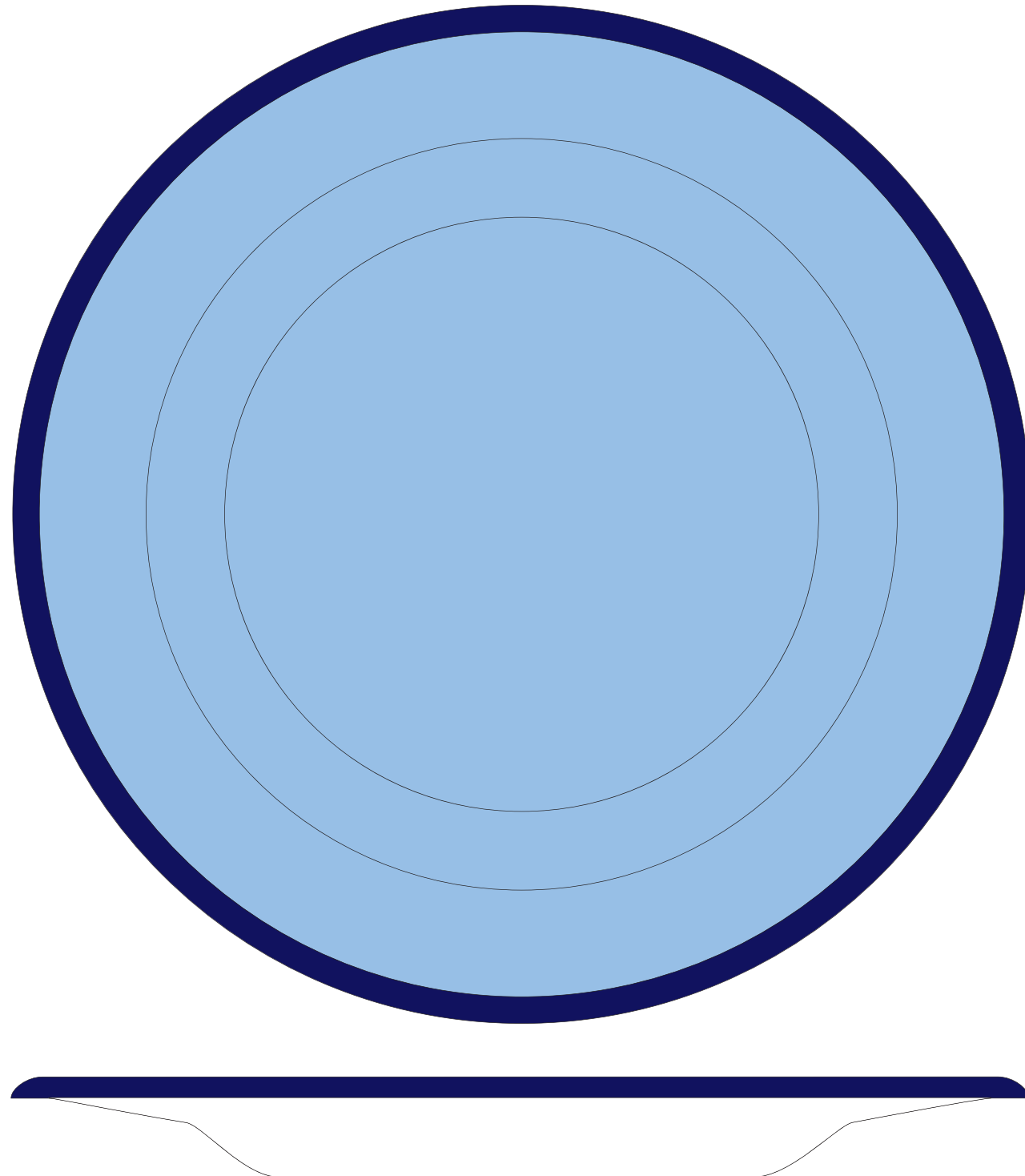
**navy blue**  
PMS 2765C

## DIMENSIONS

*height* 24mm 0,9 inch

*diameter* 240 mm 9,5 inch

from above





**YOUR  
COMPANY  
NAME**

24 CM  
FLAT PLATE  
DIELINE

*scale 1:0,7 (70%)*

## COLORS

OUTSIDE



**white**

INSIDE



**pastel blue**  
PMS 278C

RIM



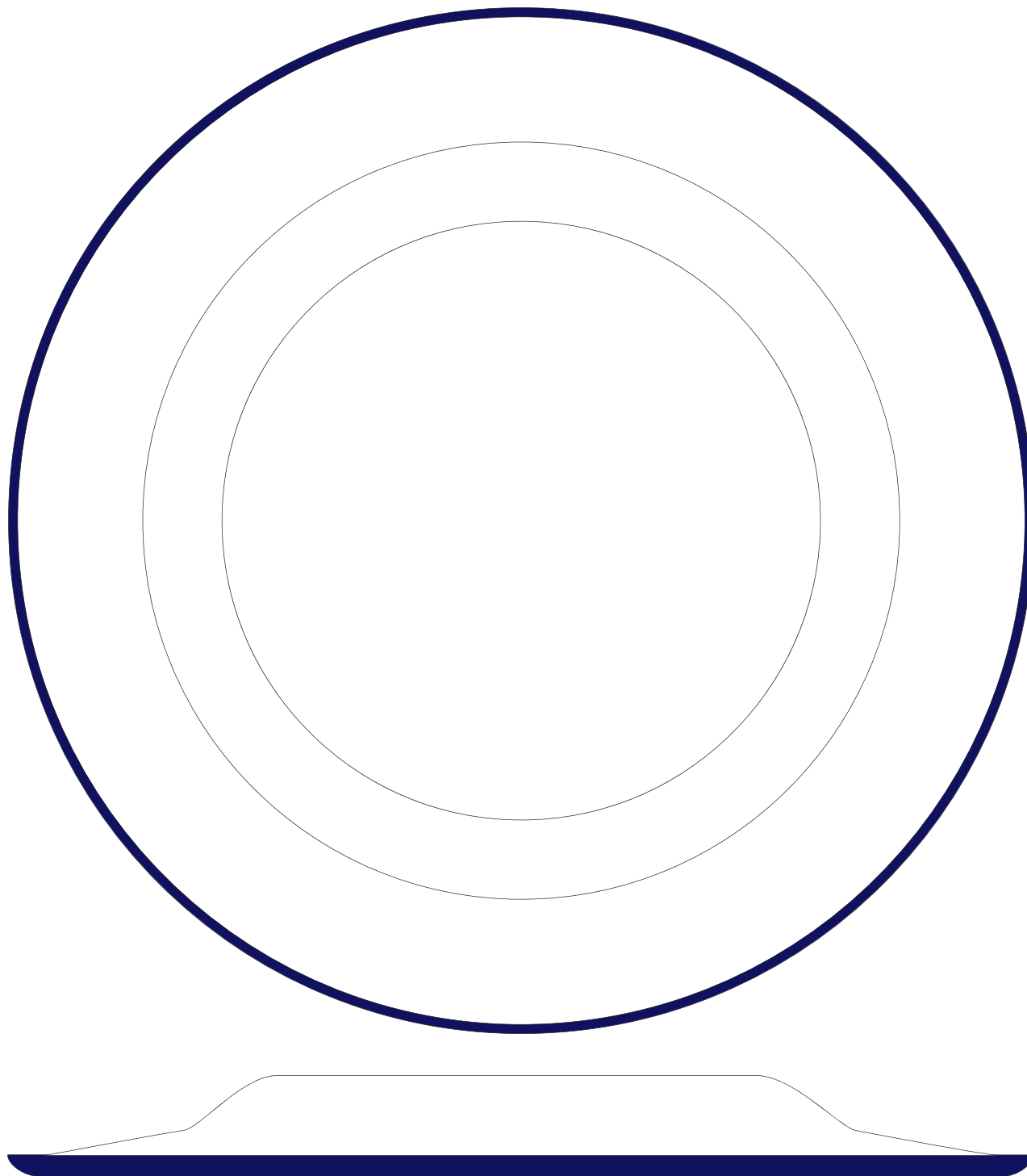
**navy blue**  
PMS 2765C

## DIMENSIONS

*height* 24mm 0,9 inch

*diameter* 240 mm 9,5 inch

from below





*Quality and tradition*

[www.emalco.com](http://www.emalco.com)