



YOUR COMPANY NAME

FLAT ENAMEL PLATE

- 17 CM -

www.emalco.com





CUSTOM GRAPHICS INSTRUCTION

1. The design should be prepared in Pantone Solid Coated Palette.
2. Prepare graphics as vectors and typography as curves.

3. Fit your graphics in the "printable area".
4. Graphics inside the dish can be only white and black.
5. The same color chosen for different parts of a dish might not be identical in the final outcome.

YOUR COMPANY NAME

INSTRUCTION AND COLORS SAMPLES

RIM

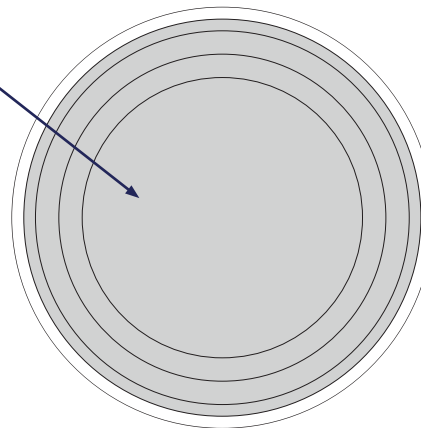


OUTSIDE



* Premium color for individual pricing. Might be more expensive than others.

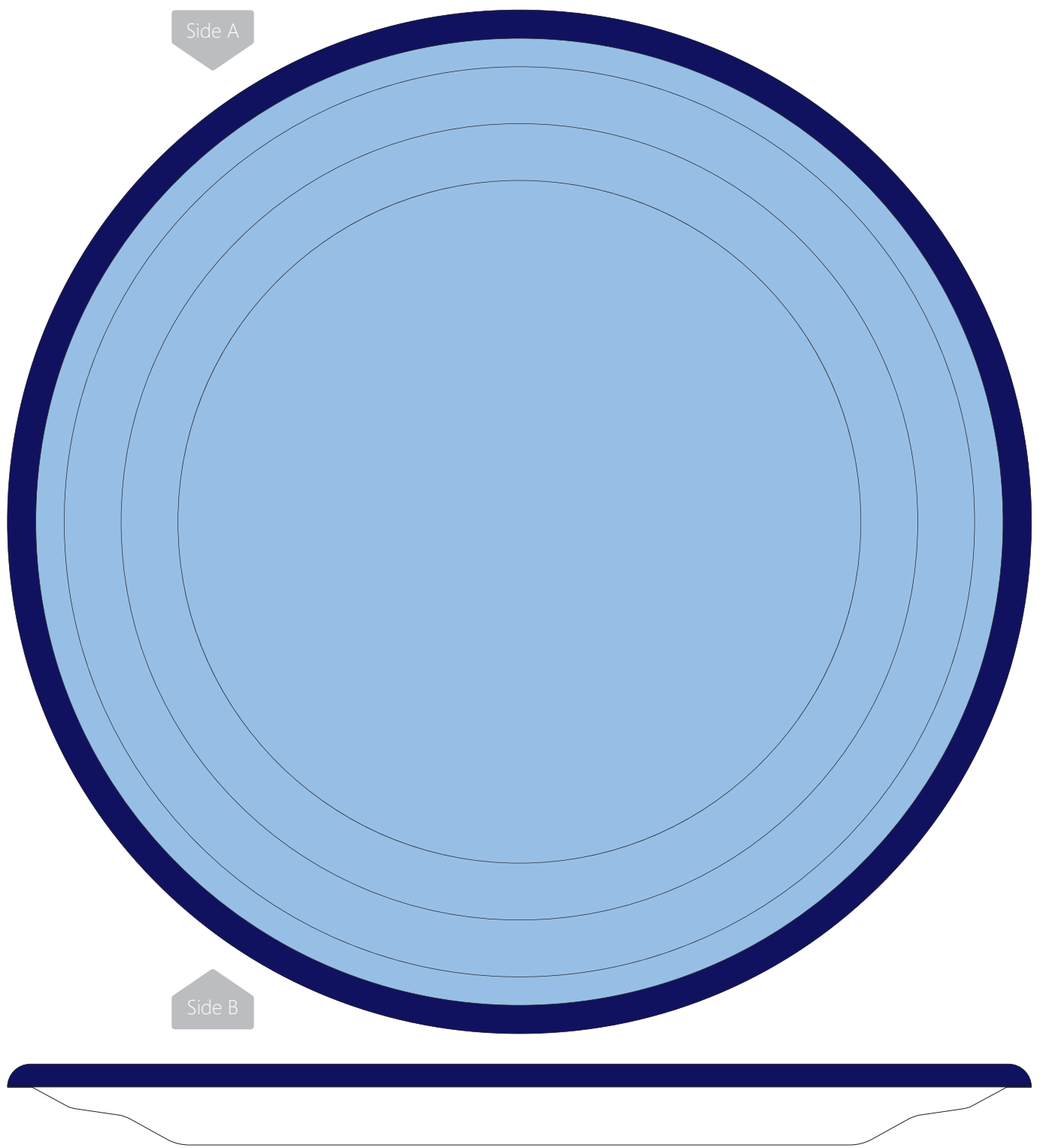
INSIDE



The colors and Pantone symbols in our catalog are as close to the enamel colors as we could choose. However, please, keep in mind, that the final colour of product might vary from what you can see here. There may appear a slight difference between shades of enamel among one order.



Side A



from above

Side B


**YOUR
COMPANY
NAME**

17 CM
FLAT PLATE
DIELINE

scale 1:1

COLORS

OUTSIDE



INSIDE



RIM



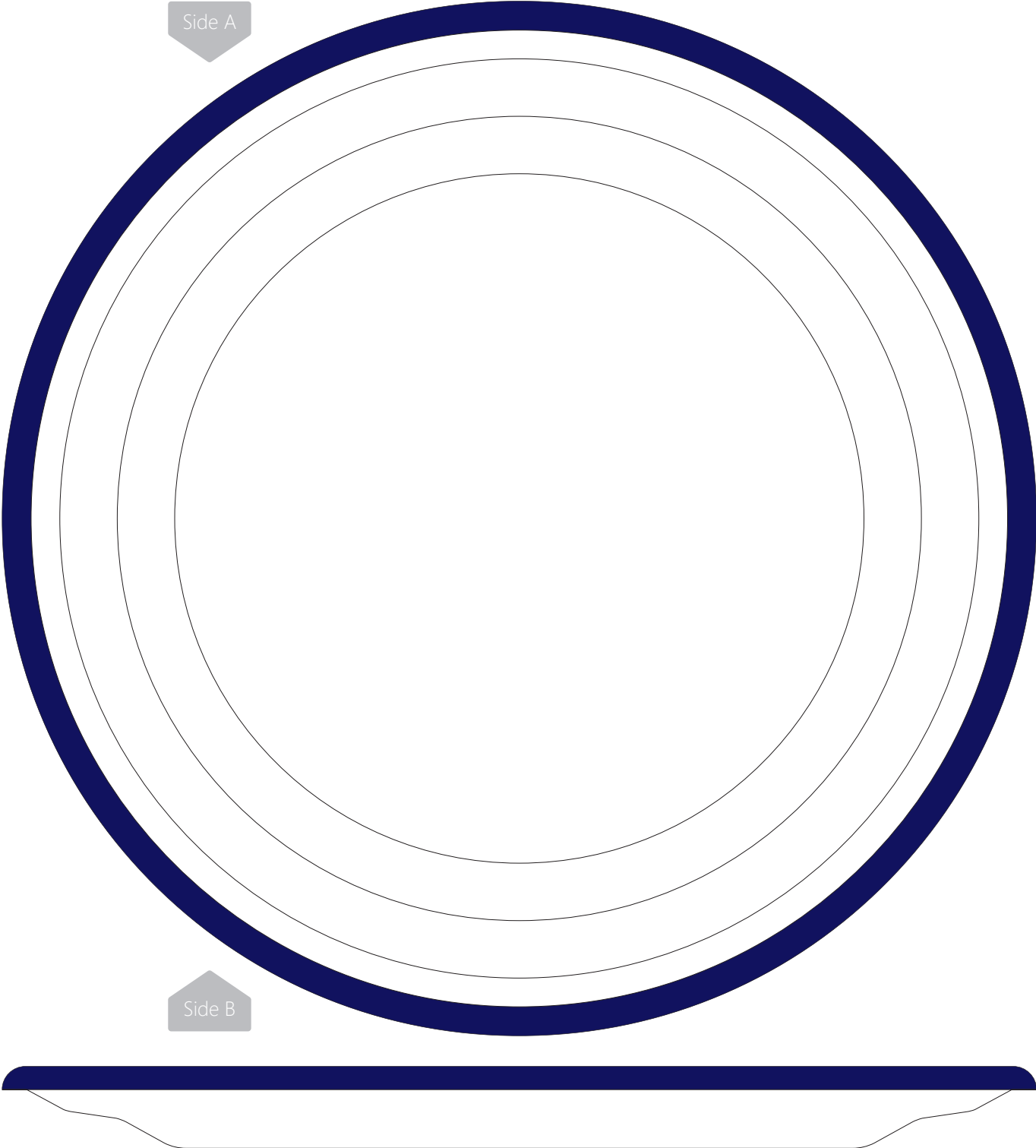
DIMENSIONS

height 15mm 0,6 inch

diameter 170 mm 6,7 inch



Side A



from below

Side B

**YOUR
COMPANY
NAME**

17 CM
FLAT PLATE
DIELINE

scale 1:1

COLORS

OUTSIDE



INSIDE



RIM



DIMENSIONS

height 15mm 0,6 inch

diameter 170 mm 6,7 inch



inside artwork

bottom artwork

56,3 mm

65 mm

60 mm

230 mm

**YOUR
COMPANY
NAME**

ARTWORK
DIMENSIONS
AND COLORS

scale 1:1

ART COLORS



Quality and tradition

www.emalco.com