



**YOUR COMPANY NAME**  
ENAMEL BELLED MUG

- 7 CM -

[www.emalco.com](http://www.emalco.com)





# CUSTOM GRAPHICS INSTRUCTION

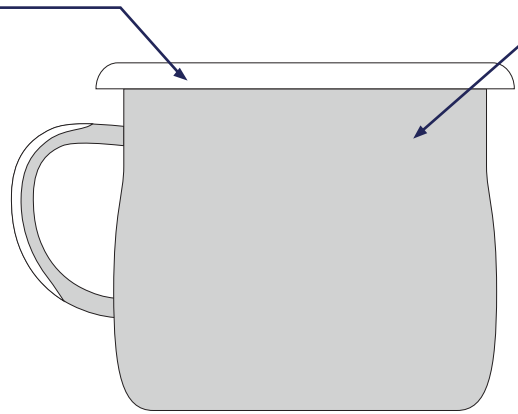
1. The design should be prepared in Pantone Solid Coated Palette.
2. Prepare graphics as vectors and typography as curves.

3. Fit your graphics in the "printable area".
4. Graphics inside the dish can be only white and black.
5. The same color chosen for different parts of a dish might not be identical in the final outcome.

YOUR COMPANY NAME

INSTRUCTION AND COLORS SAMPLES

## RIM

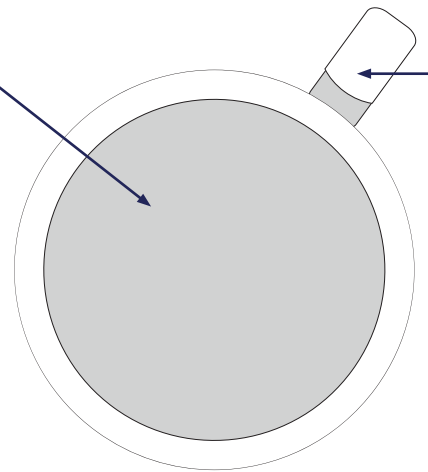


## OUTSIDE



\* Premium color for individual pricing. Might be more expensive than others.

## INSIDE



## HANDLE



The colors and Pantone symbols in our catalog are as close to the enamel colors as we could choose. However, please, keep in mind, that the final colour of product might vary from what you can see here. There may appear a slight difference between shades of enamel among one order.



**YOUR  
COMPANY  
NAME**

7 CM  
BELLIED MUG  
DIELINE  
scale 1:1

## COLORS

OUTSIDE



**white**

INSIDE



**pastel blue**  
PMS 278C

RIM



**navy blue**  
PMS 2765C


HANDLE ACCENT



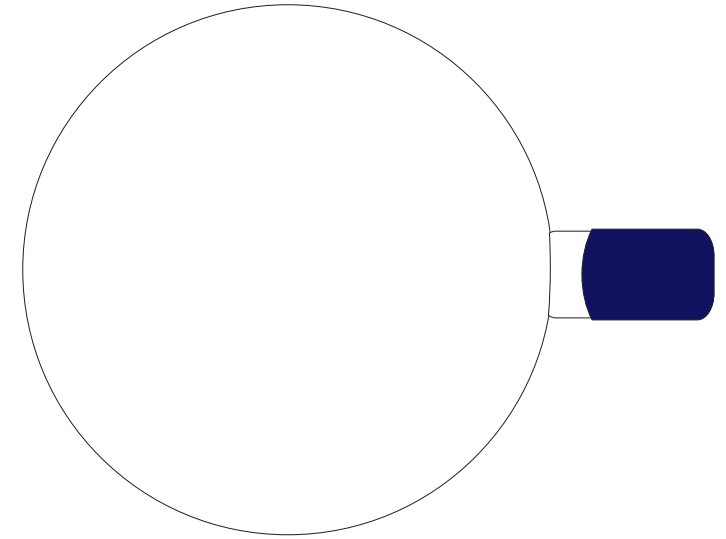
**navy blue**  
PMS 2765C

## DIMENSIONS

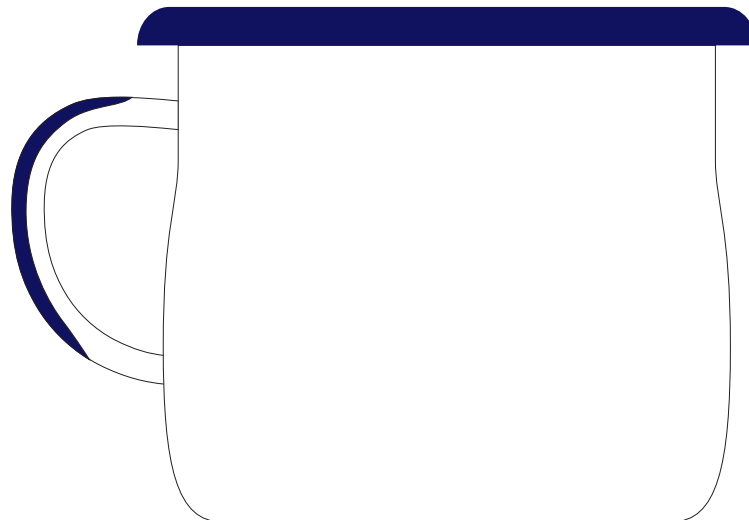
*height* 65 mm 2,6 inch  
*diameter* 70 mm 2,8 inch  
*capacity* 250 ml 8,5 oz



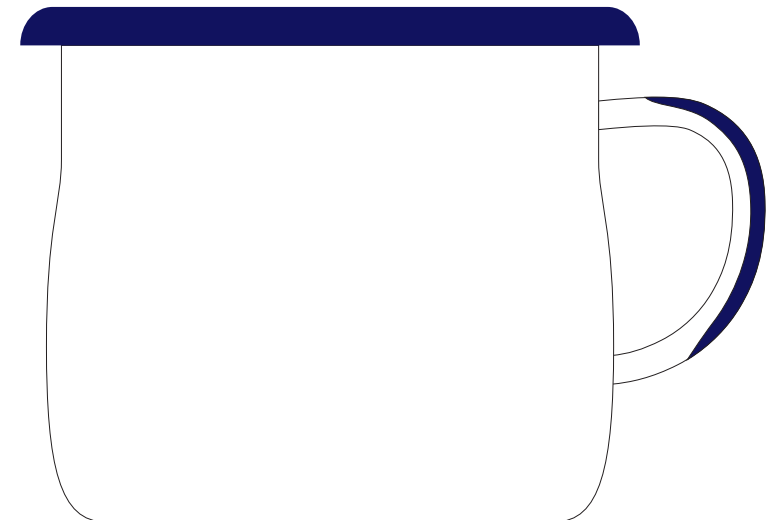
from above



from below



side A



side B



side A artwork

side B artwork

inside artwork

wrap-around artwork

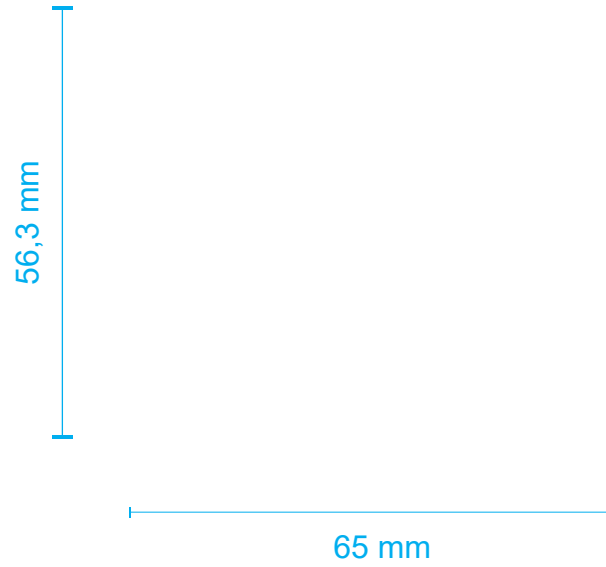
bottom artwork

**YOUR  
COMPANY  
NAME**

ARTWORK  
DIMENSIONS  
AND COLORS

*scale 1:1*

ART COLORS





**YOUR  
COMPANY  
NAME**

DECOR  
ALIGNMENT  
scale 1:1

**PRINTABLE AREA**

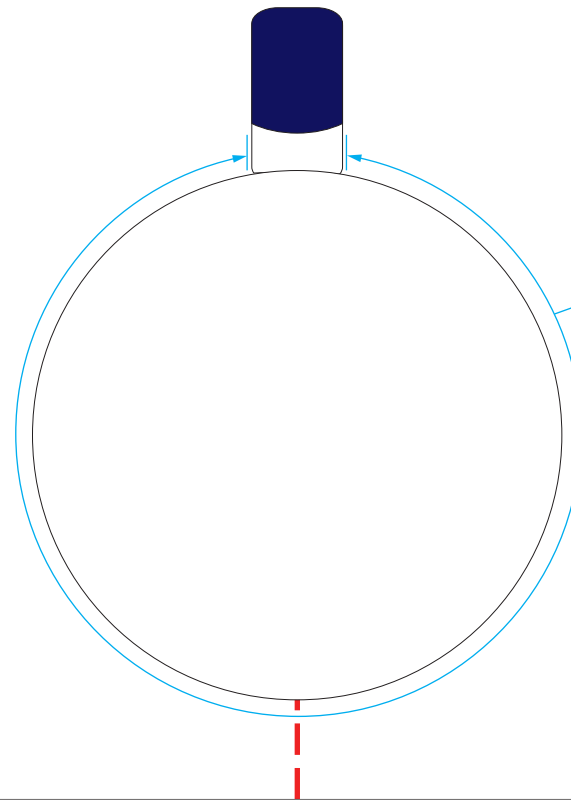
WRAP AROUND ARTWORK

*height* 55 mm


*width* 200 mm

BOTTOM ARTWORK

*diameter* 60 mm



This is the printable area  
and it doesn't cover  
the surface of the mug completely



surface of the mug  
230 x 65mm



*Quality and tradition*

[www.emalco.com](http://www.emalco.com)