



YOUR COMPANY NAME

CLASSIC ENAMEL BOWL

- 20 CM -

www.emalco.com



CUSTOM GRAPHICS INSTRUCTION

1. The design should be prepared in Pantone Solid Coated Palette.
2. Prepare graphics as vectors and typography as curves.

3. Fit your graphics in the "printable area".
4. Graphics inside the dish can be only white and black.
5. The same color chosen for different parts of a dish might not be identical in the final outcome.

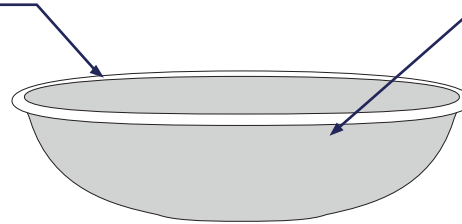
YOUR COMPANY NAME

INSTRUCTION AND COLORS SAMPLES

RIM

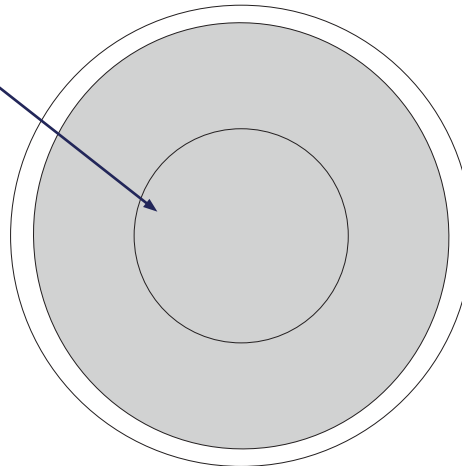


OUTSIDE



* Premium color for individual pricing. Might be more expensive than others.

INSIDE



The colors and Pantone symbols in our catalog are as close to the enamel colors as we could choose. However, please, keep in mind, that the final colour of product might vary from what you can see here. There may appear a slight difference between shades of enamel among one order.



**YOUR
COMPANY
NAME**

20 CM
CLASSIC BOWL
DIELINE

scale 1:1

COLORS

OUTSIDE



white

INSIDE



white

RIM



navy blue
PMS 2765C


DIMENSIONS

height 52 mm 2 inch

diameter 200 mm 7,9 inch

capacity 800 ml 27,1 oz

from above





**YOUR
COMPANY
NAME**

20 CM
CLASSIC BOWL
DIELINE

scale 1:1

COLORS

OUTSIDE



white

INSIDE



white

RIM



navy blue
PMS 2765C

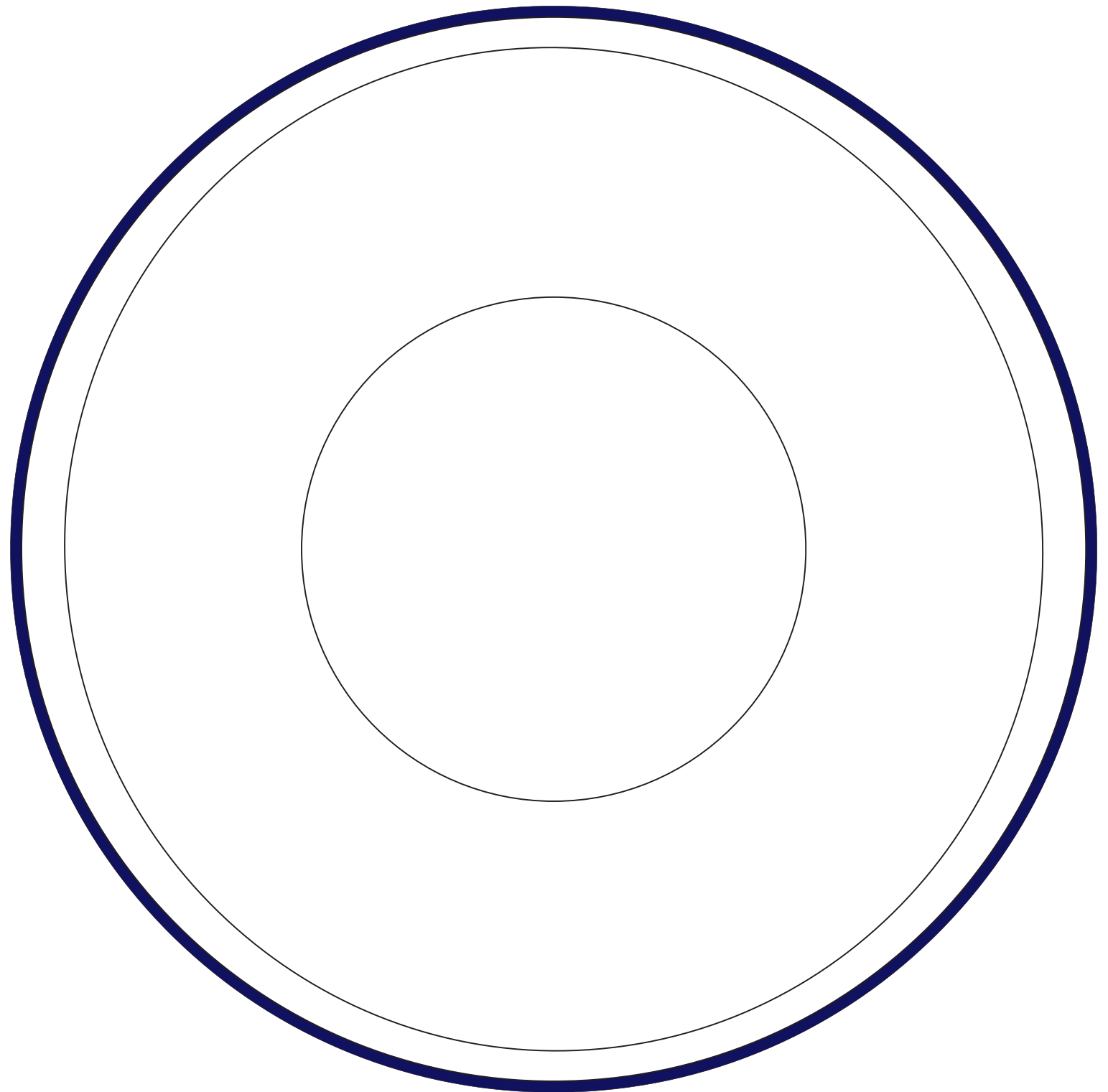
DIMENSIONS

height 52 mm 2 inch

diameter 200 mm 7,9 inch

capacity 800 ml 27,1 oz

from below





**YOUR
COMPANY
NAME**

20 CM
CLASSIC BOWL
DIELINE

scale 1:1

COLORS

OUTSIDE



white

INSIDE



white

RIM



navy blue
PMS 2765C

DIMENSIONS

height 52 mm 2 inch

diameter 200 mm 7,9 inch

capacity 800 ml 27,1 oz

side A



side B





Quality and tradition

www.emalco.com